



# SVG for Displaying OpenMath and MathML Formulae

MAINLINE (CNRS / University of Nice)

*Stéphane Lavirotte*



# MAINLINE

- ▶ Multimedia Applications Involving Non Linear Information for Networked Education
  - ▶ Distance Learning
  - ▶ Interactive edition and collaborative tools
  - ▶ Wearable Computer for E-Learning
- ▶ Framework for displaying and editing structured documents
  - ▶ Applied to mathematical formulae and graphs
- ▶ <http://mainline.essi.fr>



# OpenMath and MathML

- ▶ OpenMath
  - ▶ Assuming everyone here speaks OpenMath...
- ▶ MathML
  - ▶ W3C Recommendation (<http://www.w3.org/Math>)
  - ▶ XML language
  - ▶ Presentation Markup
  - ▶ Content Markup



# Displaying Mathematics on the Web

- ▶ How to display formulae on the Web
  - ▶ Images
  - ▶ HTML
  - ▶ Plugins
  - ▶ Applets
  - ▶ MathML Presentation markup
- ▶ How to display math content on the Web ?
  - ▶ MathML Content markup
  - ▶ OpenMath

# Displaying Mathematics on the Net <sup>(2)</sup>

	Images	HTML	Plugins	Applets	MathML
Quality	Yes	No	Yes	Yes	Yes
Resolution	No	Yes	Yes	Yes	Yes
Size	No	Yes	No	No	Yes
Interactivity	No	No	Yes	Yes	Yes & No
Content	No	No	Yes	Yes	Yes
Std. Format	No	No	No	No	Yes
Fonts	Yes	No	No	No	No
Diagrams	Yes	No	No	No	No
Printing	Yes	No	No	No	No

 Yes

 Yes & No

 No

**Quality:** rendering quality

**Resolution:** fixed resolution

**Size:** document size

**Interactivity:** allow interaction with formula

**Content:** allow embedding semantics of formula

**Standard format:** standard format for the web and for mathematics

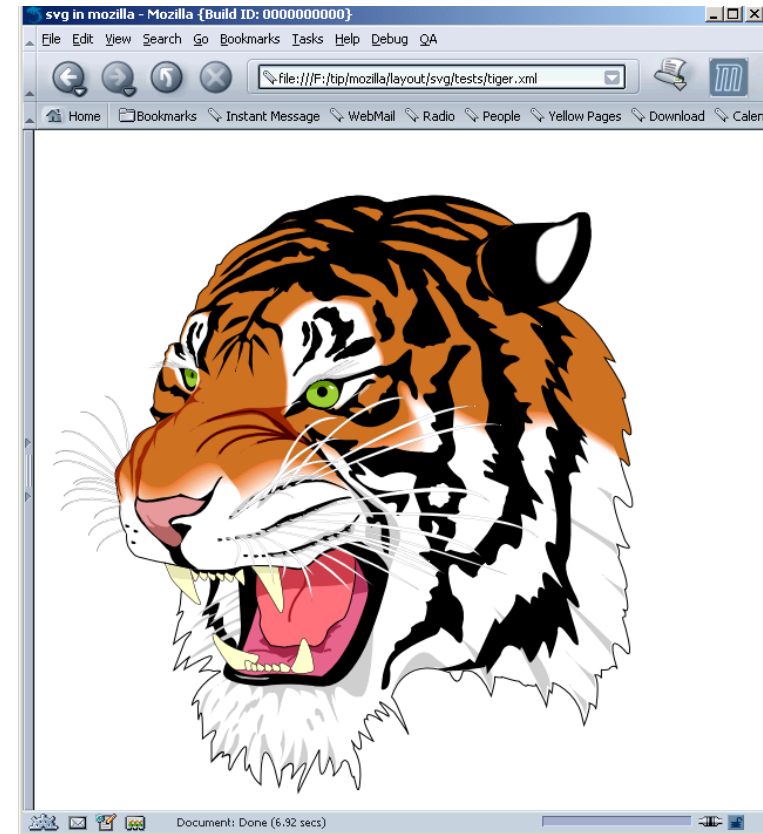
**Fonts:** need system fonts for rendering

**Diagrams:** allow mixing formulae and diagrams

**Printing:** printable format (or easy inclusion in printable format)

# SVG

- ▶ W3C Recommendation
  - ▶ “PostScript for Web”
- ▶ Description
  - ▶ XML language
  - ▶ Vectorial
  - ▶ Dynamic
  - ▶ Interactive
  - ▶ Photo filters



# SVG: a Good Format to Display Math

## ▶ Advantages

- ▶ Vectorial (zoom, iconification, etc...)
- ▶ Interactive
- ▶ Possible inclusion in drawings
- ▶ Ready to print in PDF format (via FOP)

## ▶ Limitations

- ▶ Heavier than MathML (but less than image)

$$\frac{\partial^{n+m}}{\partial x^n \partial y^m} \sin(x.y)$$




$$\nabla^2 f = \text{div}(\text{grad}(f))$$

$$\forall a: ([a] - 1) < a \wedge a \leq [a]$$

$$\int_{c(t)} \omega = \int_{t=b}^a \left( \sum a_i(t) \frac{dx_i}{dt} \right) dt$$

# SVG and Other Techniques

	Images	HTML	Plugins	Applets	MathML	SVG
Quality	Yes	No	Yes	Yes	Yes	Yes
Resolution	No	Yes	Yes	Yes	Yes	Yes
Size	No	Yes	No	No	Yes	Yes & No
Interactivity	No	No	Yes	Yes	Yes & No	Yes & No
Content	No	No	Yes	Yes	Yes	Yes
Std. Format	No	No	No	No	Yes	Yes & No
Fonts	Yes	No	No	No	No	Yes
Diagrams	Yes & No	No	No	No	No	Yes
Printing	Yes & No	No	No	No	No	Yes

	Yes
	Yes & No
	No

**Quality:** rendering quality  
**Resolution:** fixed resolution  
**Size:** document size  
**Interactivity:** allow interaction with formula  
**Content:** allow embedding semantics of formula  
**Standard format:** standard format for the web and for mathematics  
**Fonts:** need system fonts for rendering  
**Diagrams:** allow mixing formulae and diagrams  
**Printing:** printable format (or easy inclusion in printable format)





# Mathematical Standards to SVG

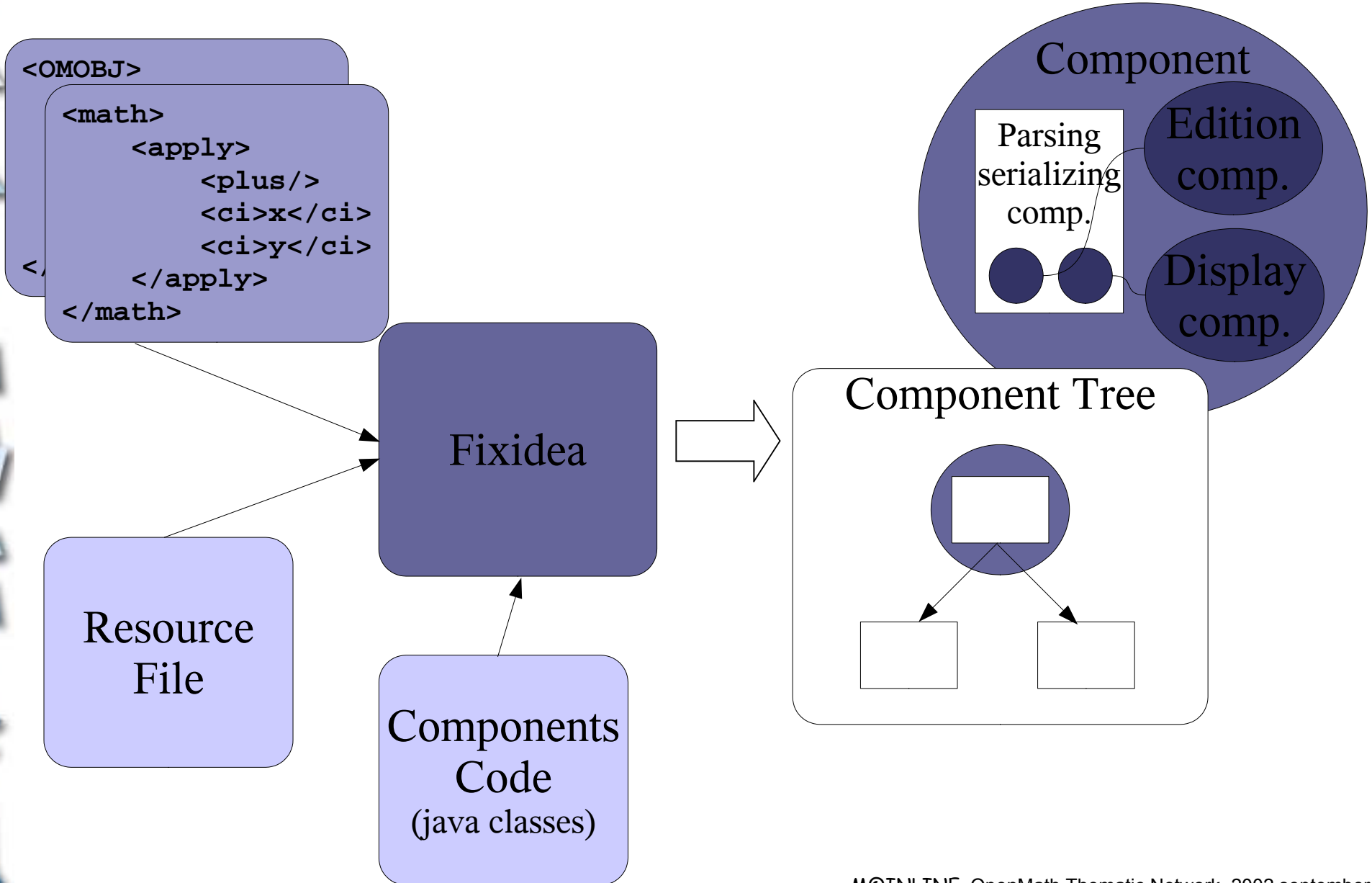
- ▶ MathML Presentation markup to SVG
  - ▶ SchemaSoft (<http://www.schemasoft.com/MathML>)
- ▶ MathML Content markup to SVG
  - ▶ Content to Presentation with XSLT stylesheet
  - ▶ Presentation to SVG with SchemaSoft
  - ▶ Limitations
- ▶ And why not OpenMath to SVG ?



# Fixidea

- ▶ Framework for structured document
  - ▶ XML documents
  - ▶ Rendering
  - ▶ Editing
- ▶ Proposed solution
  - ▶ Components
  - ▶ Instantiation of components on XPath expr.
- ▶ Applied to XML Mathematical Markup

# Fixidea: Global Architecture

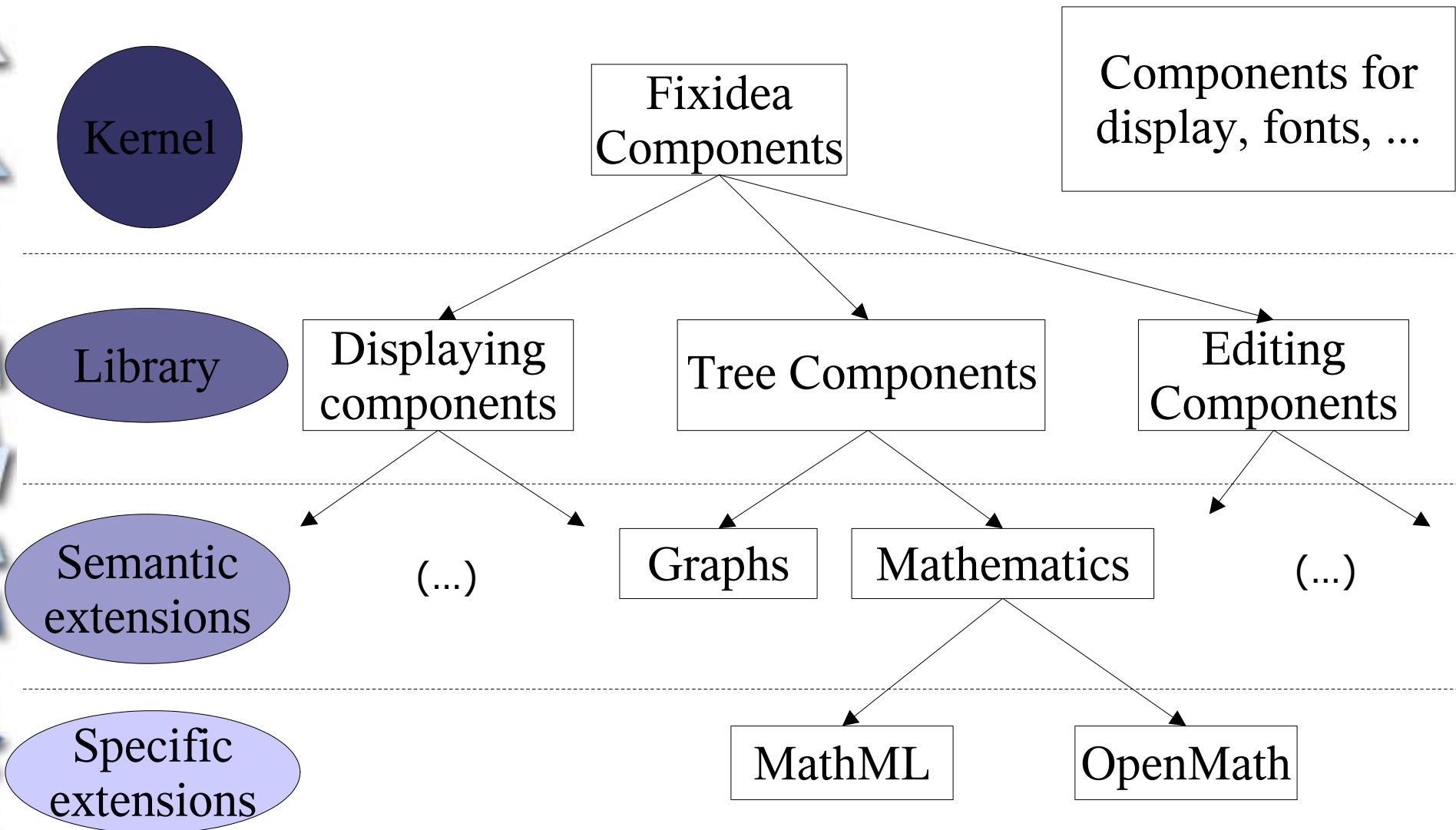


# Fixidea: Resource File

```
<?xml version="1.0" encoding="ISO-8859-1"?>
<!DOCTYPE fixidea SYSTEM "resources/fixidea.dtd">
<fixidea>
  <component
    id="OMOBJ"
    match="self::node()[local-name() = 'OMOBJ']"
    type="fr.essi.mainline.fixidea.openmatheditor.OpenMathComponent"
    drawer="fr.essi.mainline.fixidea.drawcomponents.LineObjectDrawer"
    priority="0"
    mayneedpara="no">
    <parameter name="tag" value="OMOBJ"/>
  </component>
  <component
    id="OMV"
    match="self::OMV"
    type="fr.essi.mainline.fixidea.openmatheditor.OpenMathVariable"
    drawer="fr.essi.mainline.fixidea.drawcomponents.LineObjectDrawer"
    priority="1000"
    mayneedpara="no">
    <parameter name="tag" value="OMV"/>
  </component>
  <component
    id="OMSplus"
    match="self::OMA/child::*[position() = 1 and
      local-name()='OMS' and @cd='arith1' and @name='plus']"
    type="fr.essi.mainline.fixidea.openmatheditor.OpenMathComponent"
    drawer="fr.essi.mainline.fixidea.drawcomponents.InfixObjectDrawer"
    priority="1000"
    mayneedpara="no">
    <parameter name="tag" value="OMS"/>
    <parameter name="lspace" value="mediummathspace"/>
    <parameter name="rspace" value="mediummathspace"/>
    <parameter name="symbolID" value="plusSymbol"/>
    <parameter name="key" value="+"/>
  </component>
</fixidea>
```

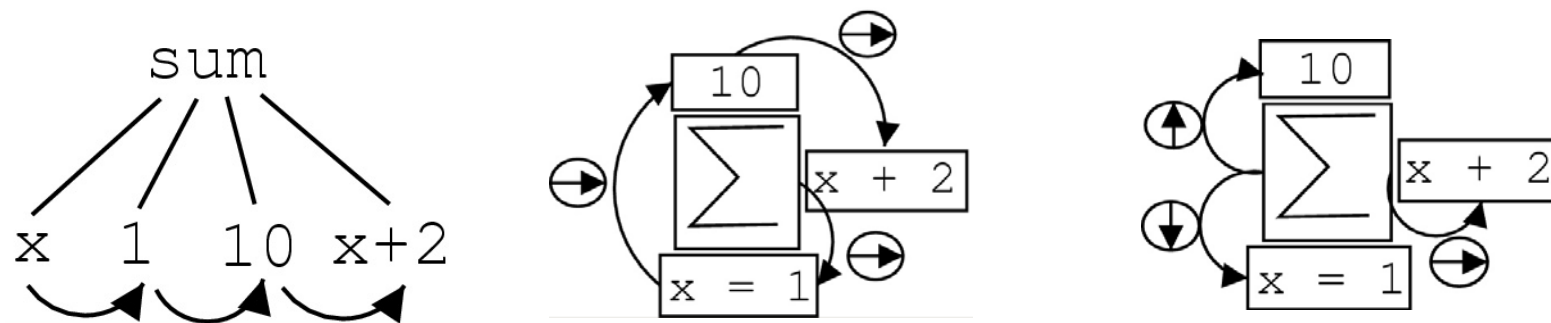
```
<?xml version="1.0"?>
<OMOBJ>
  <OMA>
    <OMS cd="arith1" name="plus"/>
    <OMV name="x"/>
    <OMV name="y"/>
  </OMA>
</OMOBJ>
```

# Fixidea: Classes



# Fixidea: Some Technical Points

- ▶ Navigation in formulae



- ▶ Uses LaTeX fonts
  - ▶ TTF to SVG conversion
  - ▶ Embedded in SVG documents



# Fixidea: Possible extensions

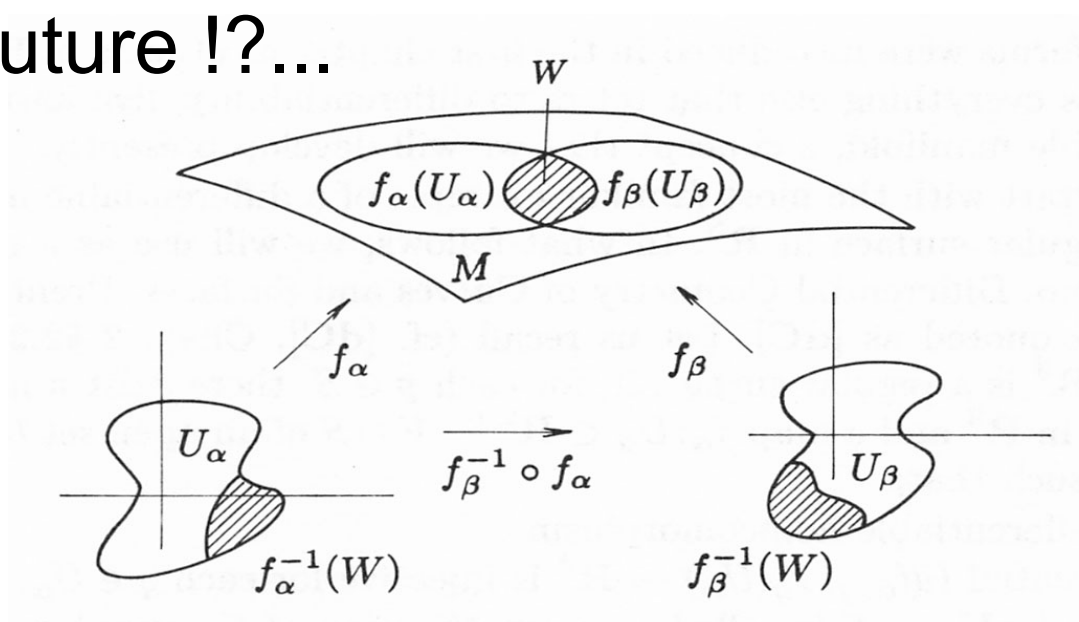
- ▶ Currently
  - ▶ Produces SVG documents for Web
  - ▶ Limited edition and selection
  - ▶ Serialization as MathML, SVG
  - ▶ Implementation of specific classes for OM
- ▶ Future
  - ▶ Mix graphs, diagrams and formulae
  - ▶ Software component (Java Bean) to include in:
    - ▶ Applets
    - ▶ Applications

# Examples of SVG documents

- ▶ Currently:

$$\int_{c(t)} \omega = \int_{t=b}^a \left( \sum a_i(t) \frac{dx_i}{dt} \right) dt = \int_{t=b}^a \left( \sum a_i(\varphi(\tau)) \frac{dx_i}{d\tau} \frac{d\tau}{dt} \right) dt$$

- ▶ In the future !?...







# Conclusion

- ▶ Support for MathML 2.0
  - ▶ Support for Content Markup
  - ▶ Doesn't handle Presentation Markup (ci, csymbol)
  - ▶ Doesn't handle annotation tags
- ▶ Rendering
  - ▶ Need to support all rendering types
  - ▶ Small graphical problems remain
- ▶ First tests with OpenMath
- ▶ <http://mainline.essi.fr/wiki/bin/view/Fixidea>